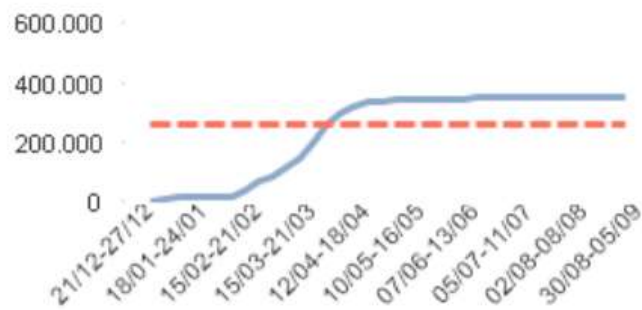
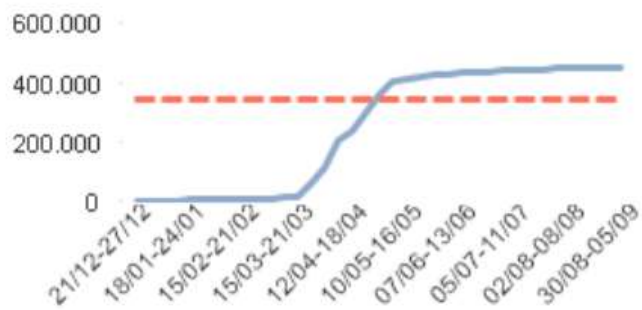


— Nr contattate - - - 70% Popolazione ISTAT

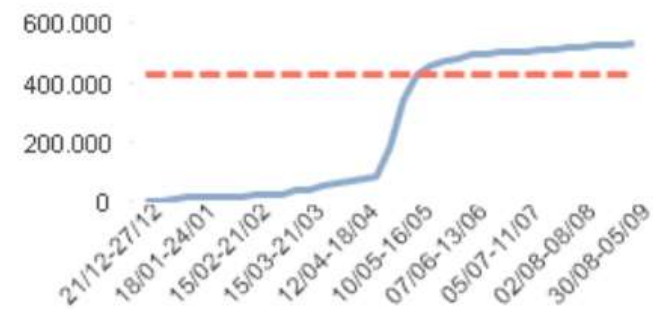
<=1941



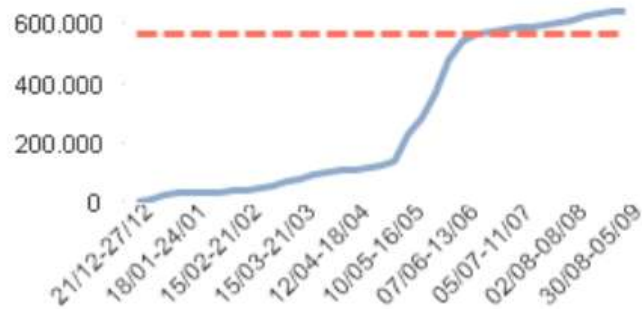
1942-1951



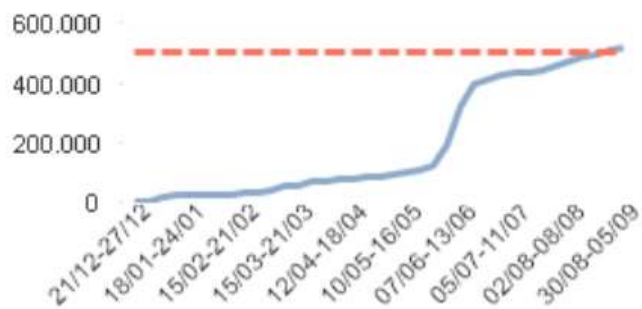
1952-1961



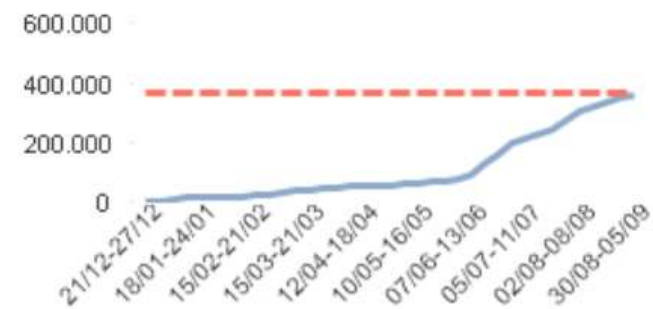
1962-1971



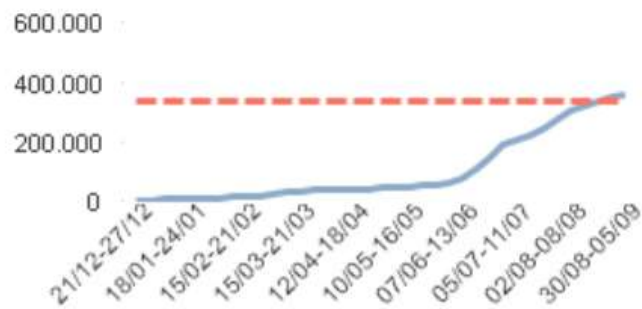
1972-1981



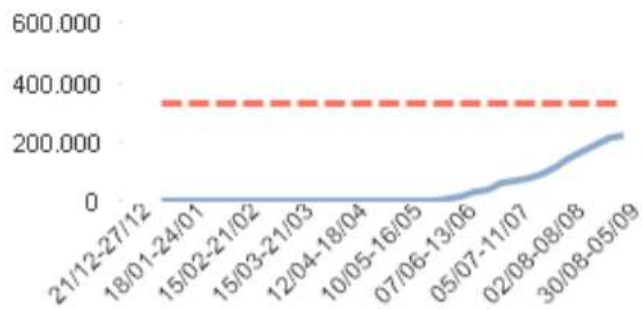
1982-1991



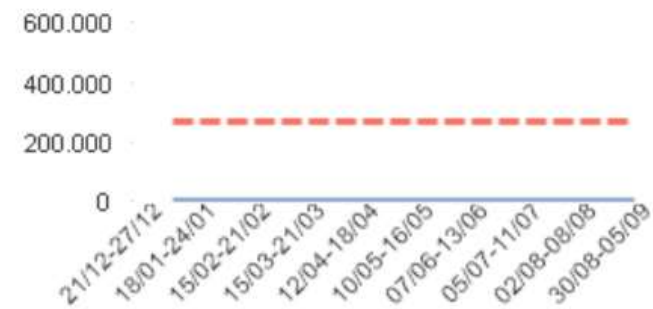
1992-2001



2002-2011



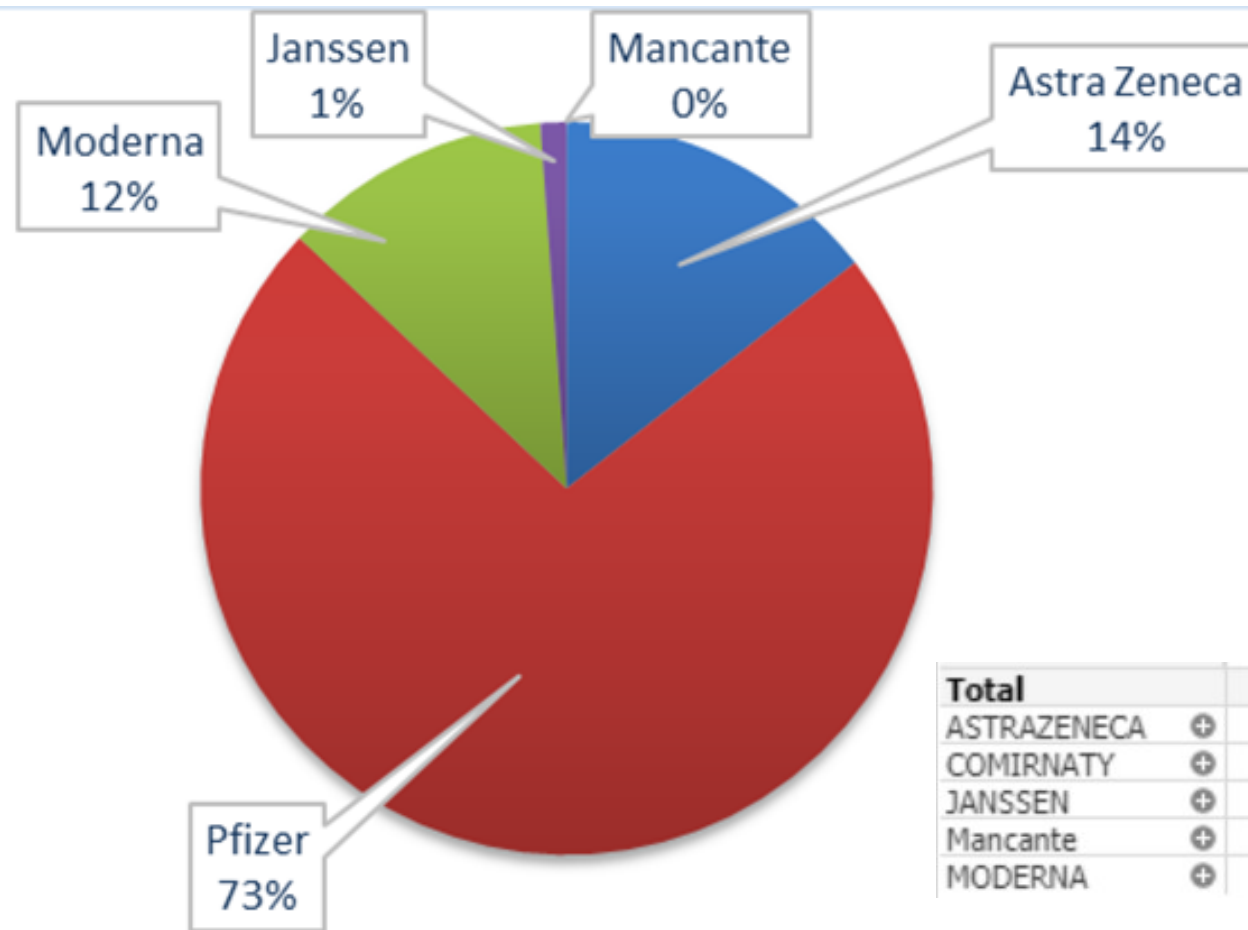
2012-2021



COORTE	COORTE	Popolazione Vaccinabile ISTAT RESIDENTE	Almeno 1 dose	Prenotazioni future Myprenota	Ciclo Completo (2 Dosi)	Dissensi o Controindicazioni	Non ancora contattate su ISTAT	% Copertura 1 dose su ISTAT	% Non ancora contattate su ISTAT	% vaccinati con almeno 1 dose o prenotati/contattati
<=2002	Over 12	4.374.306	3.450.555	13.299	3.150.065	14.646	895.806	78,9%	20,5%	79,5%
<=1941	Over 80	365.326	352.467	42	343.892	8.698	4.119	96,5%	1%	99%
1942-1951	70-79	494.721	453.181	190	441.798	1.906	39.444	91,6%	8%	92%
1952-1961	60-69	610.635	533.600	404	519.548	1.981	74.650	87,4%	12%	88%
1962-1971	50-59	806.474	645.658	2.040	609.800	920	157.856	80,1%	20%	80%
1972-1981	40-49	717.331	517.431	2.844	472.654	584	196.472	72,1%	27%	73%
1982-1991	30-39	524.439	359.350	3.393	303.168	323	161.373	68,5%	31%	69%
1992-2001	20-29	481.339	358.148	2.321	302.804	191	120.679	74,4%	25%	75%
2002-2009	12-19	374.041	230.720	2.065	156.401	43	141.213	61,7%	38%	62%

10/09/2021

COORTE	COORTE	Popolazione Totale ISTAT	Almeno 1 dose	Prenotazioni future Myprenota	Ciclo Completo (2 Dosi)	Dissensi o Controindicazioni	Non ancora contattate su ISTAT	% Copertura 1 dose su ISTAT	% Non ancora contattate su ISTAT	% vaccinati con almeno 1 dose o prenotati/contattati
<=2021	Veneto	4.852.453	3.450.562	13.299	3.150.067	14.648	1.373.944	71,1%	28%	71,7%
<=1941	Over 80	365.326	352.467	42	343.892	8.698	4.119	96,5%	1%	99%
1942-1951	70-79	494.721	453.181	190	441.798	1.906	39.444	91,6%	8%	92%
1952-1961	60-69	610.635	533.600	404	519.548	1.981	74.650	87,4%	12%	88%
1962-1971	50-59	806.474	645.658	2.040	609.800	920	157.856	80,1%	20%	80%
1972-1981	40-49	717.331	517.431	2.844	472.654	584	196.472	72,1%	27%	73%
1982-1991	30-39	524.439	359.350	3.393	303.168	323	161.373	68,5%	31%	69%
1992-2001	20-29	481.339	358.148	2.321	302.804	191	120.679	74,4%	25%	75%
2002-2011	10-19	466.296	230.720	2.065	156.401	43	233.468	49,5%	50%	50%
2012-2021	0-9	385.892	7	0	2	2	385.883	0,0%	100%	0%



Total		6.499.323
ASTRAZENECA	⊕	937.922
COMIRNATY	⊕	4.715.197
JANSSEN	⊕	74.466
Mancante	⊕	261
MODERNA	⊕	771.477

■ Astra Zeneca ■ Pfizer ■ Moderna ■ Janssen ■ Mancante